

Cooler Portfolio 2011

Coca-Cola Enterprises Ltd





Coca-Cola Enterprises Ltd **Chilled Equipment available to CCA members**

- **Increase your soft drinks sales by providing chilled soft drinks to your customers, through the installation of CCE chilled equipment**
- Provides increased availability
- High impact in outlet
- Reduces re-filling time and is labour saving
- Meets consumer demand providing wider product choice
- Professional look tailored to customer needs
- Delivers maximum product visibility
- Serves drinks chilled to 5 °C
- Industry leading equipment
- Fully dedicated installation team at our Cold Drinks Centre
- Operate 364 days a year, 24 hour customer line

For more information contact our call centre on 08705 33 66 99




GDM-35 Double Door Cooler

- 100% CFC free
- Durable, laminated vinyl exterior
- Rust free aluminium interior
- Serves drinks chilled to 5°C
- Capacity = 420 x 500ml (facing = 60)
- Self-closing doors
- Gravity-feed shelving available
- Available in coke red / silver / zero / hydration / Oasis


Specifications

Weight (Empty / Full)	207 Kg / 495 Kg
Power Requirements	220/240 VAC 50Hz Wattage: 1200 Unit Amp: 5 Fuse Amp: 13
KWh/24h	8.8
KWh/24h with EMS & LEDS	5.2
Power Cord Length	2.7M
Power Required	13 Amp Socket





GDM-23 Single Door Cooler



- 100% CFC free
- Durable, laminated vinyl exterior
- Rust free aluminium interior
- Capacity = 280 x 500ml (facing = 40)
- Serves drinks chilled to 5°C
- Self-closing doors
- Gravity-feed shelving available
- Available in coke red / silver / hydration / powerade / relentless / glaceau / oasis



Specifications

Weight (Empty / Full)	150 Kg / 400 Kg
Power Requirements	220/240 VAC
	50Hz
	Wattage: 960
	Unit Amp: 4
	Fuse Amp: 13
	6.1
KWh/24h	
KWh/24h with EMS & LEDs	3.3
Power Cord Length	2.7M
Power Required	13 Amp Socket

Graphics may vary from those shown



GDM-10 Fastlane Cooler

- 100% CFC free
- Durable, laminated vinyl exterior
- Rust free aluminium interior
- Serves drinks chilled to 5°C
- Capacity = 144 x 500ml bottles / 8 Facing / 3 Shelves
- Self-closing door
- Only Available in red coke graphics

Specifications

Weight (Empty / Full)
Power Requirements

94 Kg / 182 Kg
220/240 VAC
50Hz
Wattage: 600
Unit Amp: 3
Fuse Amp: 13
5.1
2.7M
13 Amp Socket

KWh/24h with LEDs
Power Cord Length
Power Required



EasyReach Express - Small Open Fronted Cooler

- 100% CFC Free
- 3 Shelves
- Soft Branded Exterior
- Energy saving system when night blind is pulled
- Capacity: 120 500ml Bottles
or 240 330ml Cans
- Display Area (m²): 0.83
- Footprint (m²): 0.50
- Basis Codes: EASYS/EASYPOW/ EASYREL/ EASYUNB
/
EASYGLAC

(Unbranded option only available for secondary education)

Specifications

Height	1429mm
Width	654mm
Depth	710mm
Weight (empty)	104kg
KWh/24h	9.87
Power Requirements	230 VAC 50Hz Fuse Amp:13



EASYPOW



EASYGLAC



EASYREL



EASYUNB



Retro Single Door Cooler



- 100% CFC Free
- Available only in Silver
- Self Closing Heavy Curved Door
- Neon Look Branding
- Rounded Edge Design
- Unique Retro Handle
- Distinctive Stainless Steel Parts
- Capacity: 120 500ml Bottles
or 240 330ml Cans
- Footprint (m²): 0.38
- Basis Codes: RETROS / RETROGLAC




Specifications

Height:	1890mm
Width:	495mm
Depth:	664mm
Weight (empty):	119 Kg
KWh/24h with LEDs	7.73
Power Requirements:	230 VAC
	50Hz
	Wattage: 516
	Fuse Amp: 13
	Unit Amp: 3.8



FKv502

Counter Top Glass Door Cooler



- 100% CFC Free
- Lightly Brushed Stainless Steel Exterior
- Coca-Cola LED Door Panel
- 4 LED Door Illumination Settings
- Lockable Door
- 2 or 3 Shelf Layout
- Capacity: 25 x 330ml / 500ml Bottles
or 40 x 200ml Bottles
- Basis Codes: FKV502 / FKV502REL /
FKV502MON

Specifications

Height:	610mm
Width:	425mm
Depth:	450mm
Weight (empty):	34 Kg
KWh/24h	2.20
Power Requirements:	230 VAC
	50Hz
	Wattage: 140
	Fuse Amp: 13
	Unit Amp: 1



Super 5 Conference / Counter Top Cooler

- Glass Door Cooler
- Fully Branded Exterior
- 2 Fully Adjustable Shelves Plus Base
- Lockable door
- 6 Facings per shelf
- Red Coca-Cola Graphics
- Capacity 330ml Cans: 132

500ml PET: 78

Basis Model Codes: ONR05 (red) / ONR05SIL / ONR05UNB /
ONR05POW / ONR05REL /ONR05GLAC

(Unbranded option only available for secondary education)

Specifications:

Weight (empty)	40 kg
Power Requirements	220/240VAC
KWh/24h with LEDs	50Hz
Fuse Amp:	2.20
	13
Power Cord Length	2.5 m

Height: 870mm
Width: 500mm
Depth: 536mm





Slim Open Top Cooler



- 100% CFC Free
- Open Top (**Lid phased out from 11/6/08**)
- Soft Branded Exterior
- 2 Rear Wheels & Retractable Handle
- 2 Sections
- Capacity: 70 500ml Bottles
or 120 330ml Cans
- Display Area (m2): 0.72
- Footprint (m2): 0.30
- Basis Codes: SLIMS / SLIMPOW / SLIMREL/ SLIMSUNB

Specifications

Height	955mm
Width	676mm
Depth	436mm
Weight	79kg
KWh/24h with LEDs	7.34
Power Requirements:	230 VAC 50Hz
Fuse Amp	13




SLIMPOW



SLIMREL



SLIMSUNB



FTI2902

- Small Open Fronted Cooler



- 100% CFC Free
- Lockable Glass Lid
- Heavy duty Castors for Mobility
- Fully Branded Exterior
- Capacity: 144 500ml Bottles
or 288 330ml Cans
- Baskets designed to achieve optimum display
- Power Cord Length – 2m
- Basis Codes: FTI2902
FTI2902UNB (for schools)

Specifications

Height	900mm
Width	1110mm
Depth	634mm
Weight	74kg (empty) 210kg (stocked)
KWh/24h	1.50
Power Requirements	220 / 240 VAC 50Hz Wattage: 170 Fuse Amp: 13 Unit Amp 1.8





S220COKE



S220SCHW

S220 Back Bar Cooler

- 100% CFC free
- Double glazed glass front with two sliding doors
- Durable, laminated vinyl exterior
- Rust free interior
- Serves drinks chilled to 5°C
- BASIS Code (Coke): S220
- BASIS Code (Schweppes): S220SCHW

Specifications

Height	893mm
Width	884mm
Depth	510mm
Weight (empty)	65Kg
Weight (stocked)*	103Kg
KWh/24h	3.90
Power Cord Length	1.5M
Capacity	169 x 330ml Glass / 200 x 330ml Cans

