

# Vending Equipment 2011

*Coca-Cola Enterprises Ltd*





*Coca-Cola Enterprises Ltd* **Vending Equipment Options available to CCA members :**

- Vending Equipment available either on a Full Service or Rental Basis

Full Service

- We install a vendor FREE
- We will keep it stocked FREE
- We will service and maintain it FREE
- We will also take responsibility for all cash collected
- This will offer a quality service for both staff and customers
  - Offers choice, convenience and competitive prices
    - 24 hours a day 7 days a week
- A great opportunity to generate income whilst providing an improved service to your clients

Rental


- Available @ £25.00 +Vat Per month across applicable vendors only.

*For more information contact our call centre on 08705 33 66 99*



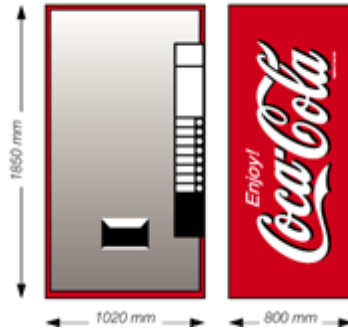


# Can Vendors



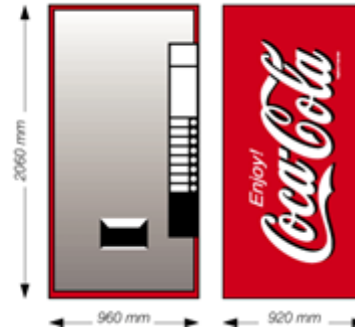
**276E Specifications**

Weight Empty	300 kg
Selections	7
Columns	7 narrow
Total Capacity	315 cans



**392 Specifications**

Weight Empty	290 kg
Selections	8
Columns	5 wide, 3 narrow
Total Capacity	392 cans



**600 Specifications**

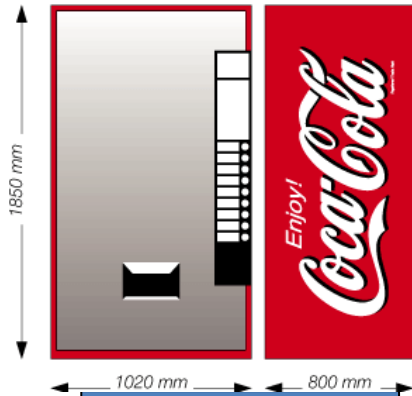
Weight Empty	380 kg
Selections	9
Columns	1 wide, 8 narrow
Total Capacity	534 cans



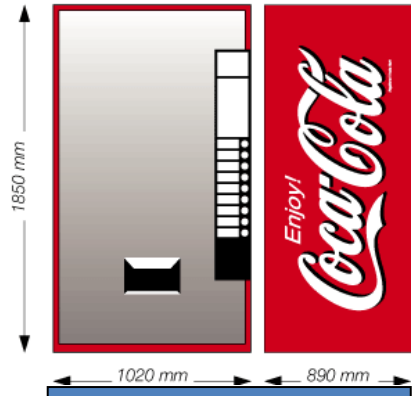
Specifications shown are maximum, details will vary according to the manufacturer. Heights include non-adjusted feet (allow 20mm maximum). Graphics may vary from those shown.



# Bottle Vendors



392 Specifications	
Weight Empty	290 kg
Selections	8
Columns	5 wide, 3 narrow
Total Capacity	191 bottles




VMax Specifications	
Weight Empty	310 kg
Selections	9
Columns	1 wide, 8 narrow
Total Capacity	360 bottles



Specifications shown are maximum, details will vary according to the manufacturer. Heights include non-adjusted feet (allow 20mm maximum). Graphics may vary from those shown.



# Marketing Door Can Vendor



## Specifications


Weight Empty 335 kg  
Selections 12  
Columns 8  
Capacity 544 cans



Specifications shown are maximum, details will vary according to the manufacturer. Heights include non-adjusted feet (allow 20mm maximum). Graphics may vary from those shown.



# Marketing Door Bottle Vendor




Specifications	
Weight Empty	335 kg
Selections	12
Columns	8 narrow
Capacity	272 PET

Specifications shown are maximum, details will vary according to the manufacturer. Heights include non-adjusted feet (allow 20mm maximum). Graphics may vary from those shown.





## 476 Vender



### Specifications

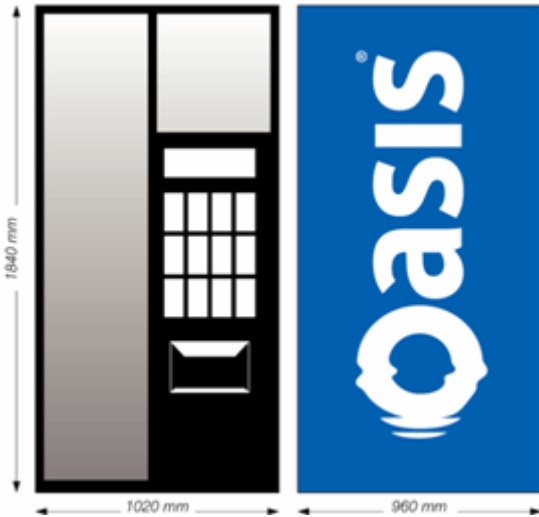
Weight (empty)	300 kg
Selections	10
Columns	7 narrow
Total Capacity	238 bottles or 476 cans

Specifications shown are maximum, details will vary according to the manufacturer. Heights include non-adjusted feet (allow 20mm maximum). Graphics may vary from those shown.





## Large Oasis Vendor



### Specifications

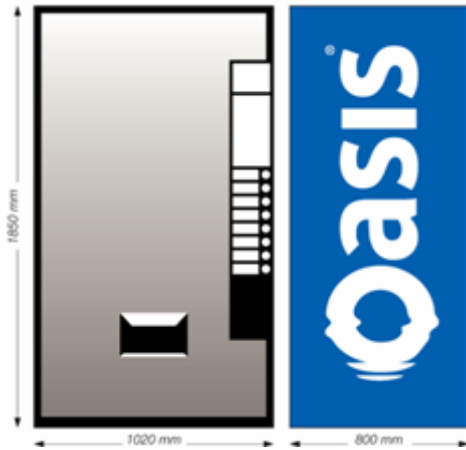
Weight Empty	370 kg
Selections	12
Columns	10
Capacity	300 PET



Specifications shown are maximum, details will vary according to the manufacturer. Heights include non-adjusted feet (allow 20mm maximum). Graphics may vary from those shown.



## Small Oasis Vendor




### Specifications

Weight Empty	290 kg
Selections	8
Columns	5W, 3N
Total Capacity	191 PET

Specifications shown are maximum, details will vary according to the manufacturer. Heights include non-adjusted feet (allow 20mm maximum). Graphics may vary from those shown.



# Large Powerade Vendor



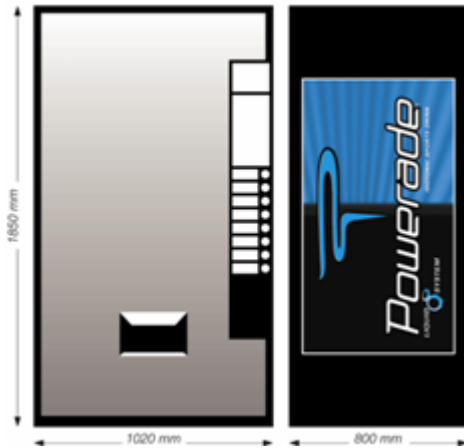
## Specifications

Weight Empty	370 kg
Selections	12
Columns	10
Capacity	300PET

Specifications shown are maximum, details will vary according to the manufacturer. Heights include non-adjusted feet (allow 20mm maximum). Graphics may vary from those shown.



# Small Powerade Vendor




Specifications	
Weight Empty	290 kg
Selections	8
Columns	5W, 3N
Capacity	191 PET

Specifications shown are maximum, details will vary according to the manufacturer. Heights include non-adjusted feet (allow 20mm maximum). Graphics may vary from those shown.





# Generic Branded Can Vendor




## 545 Specifications

Weight Empty 335kg

Selections 12 large bottles

Columns 8 narrow

Total Capacity 545 cans




## 392 Specifications

Weight Empty 290 kg

Selections 8

Columns 5 wide, 3 narrow

Total Capacity 392 cans



## 476 Specifications

Weight (empty) 300 kg


Selections 10

Columns 7 narrow

Total Capacity 476 cans



# Generic Branded Bottle Vendor




## 545 Specifications

Weight Empty 335kg

Selections 12 large bottles

Columns 8 narrow

Total Capacity 272 bottles



## 392 Specifications

Weight Empty 290 kg

Selections 8

Columns 5 wide, 3 narrow

Total Capacity 191 bottles



## 476 Specifications

Weight (empty) 300 kg

Selections 10

Columns 7 narrow

Total Capacity 238 bottles





# Glass Fronted Vendor - DN 5000 GFV

These machines will be available for Full service only



Specifications	
Weight Empty	341 kg
Selections	45
Columns	9
Capacity	405 PET 405 Cans



Specifications shown are maximum, details will vary according to the manufacturer. Heights include non-adjusted feet (allow 20mm maximum). Graphics may vary from those shown.



## VUE 40 Glass Front Vender

These machines will be available for Full service only



### Dimensions (mm):

Height 1850

Width 1070

Depth 920

### Capacity:


320 x 500ml PET / 330ml CAN

5 shelves

8 facings per shelf


8 units per facing

Flexible – no shims required



# New Equipment

These machines will be available for Full service only



804 Royall



Product visibility machine, unbranded chameleon door and branded chameleon door.

